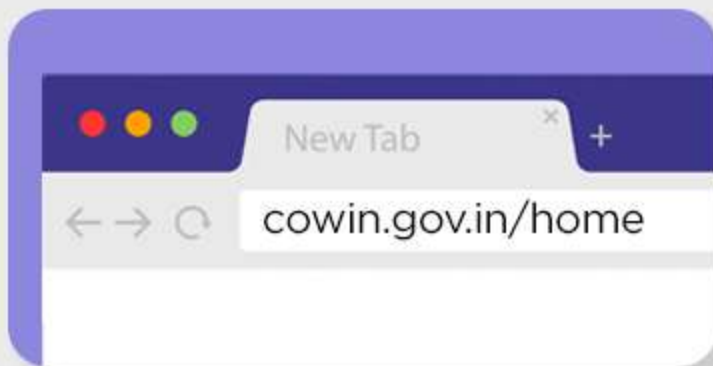


REGISTRATION & APPOINTMENT

for Vaccination on Co-WIN Platform

How to Register for Vaccination (1/2)



- Visit **cowin.gov.in/home**



Register for vaccination

Enter Mobile Number

GET OTP

- Enter valid mobile number & clicks on the **“Get OTP”** button



Enter OTP

VERIFY

- Enter the OTP and click on the **“Verify”** button

REGISTRATION & APPOINTMENT

for Vaccination on Co-WIN Platform

How to Register for Vaccination (2/2)

Register for vaccination

Photo ID Proof 

Photo ID Number

Name

Gender Male Female

Year of Birth

REGISTER

- Upload Photo ID card, and enter details like Name, Gender, Age, etc. in the **“Registration of Vaccination”** page

- Once the details are entered, click on the **“Register”** Button

Individual Registered
Successfully

- Once registered, confirmation message on successful registration will be displayed

REGISTRATION & APPOINTMENT




for Vaccination on Co-WIN Platform

How to Add/Delete Individual(s)

Account Details

 Schedule Appointment  Delete Individual

Individuals linked to mobile number 99XXXX8345

#	Name	Gender	Year Of Birth	Photo Id	Id Number	Status	Action
1	Poonam Devi	Female	1955	Aadhaar Card	XXXX-8080	Not Schedule	 
2	Rakesh Kumar	Male	1960	Pan Card	AXRXX80X	Scheduled	 

+ Add More

- Once registration using a mobile number is completed, the system will show the **“Account Details”**
- Click on the **“Add More”** button for adding more individual(s) (up to 3 more)
- Upload Photo ID card, enter the details of the individual like Name, Age, etc. to be included and then click on the **“Add”** button
- Click on the **“Delete”** button to delete the existing individual(s)
- Once added or deleted individual(s), confirmation message on the successful addition or deletion of such member(s) will be displayed

REGISTRATION & APPOINTMENT




for Vaccination on Co-WIN Platform

Booking Appointment for Vaccination (1/4)

Account Details

 Schedule Appointment  Delete Individual

Individuals linked to mobile number 99XXXX8345

#	Name	Gender	Year Of Birth	Photo Id	Id Number	Status	Action
1	Poonam Devi	Female	1955	Aadhaar Card	XXXX-8080	Not Schedule	 
2	Rakesh Kumar	Male	1960	Pan Card	AXRXX80X	Scheduled	 

+ Add More

- Schedule Appointment from the **“Account Details”** page
- Click on the “Schedule” Button or **“SCHEDULE APPOINTMENT”** for booking vaccination appointment

REGISTRATION & APPOINTMENT

for Vaccination on Co-WIN Platform

Booking Appointment for Vaccination (2/4)

[Book Appointment for vaccination](#)

Search Vaccination Center

State/UT ▼ District ▼ Block ▼ Pincode ▼

[Back](#)

- System navigates to **“Book Appointment for Vaccination”** page
- Search the Vaccination Centre of choice by State, District, Block and Pin Code from the dropdowns
- Click **“Search”** Button to find the Vaccination Center in selected location

REGISTRATION & APPOINTMENT

for Vaccination on Co-WIN Platform

Center Name	Availability (Mar 02, 2021 - Mar 08, 2021)	
Hospital 1 Hospital Address XXX	SAT Mar 06 2021 09:00AM-06:00PM	Available Capacity: 20
Hospital 2 Hospital Address XXX		Forenoon Afternoon
Hospital 3 Hospital Address XYZ	SUN Mar 07 2021 09:00AM-06:00PM	Available Capacity: 20
Hospital 4 Hospital Address XXX		Forenoon Afternoon
Hospital 5 Hospital Address XXX		

[Back](#) [BOOK](#)

- On clicking **“Search”** button, system will display below the list of Vaccination centre as per Search Criteria
- Center Name will be displayed at right panel of the page
- On clicking any centre at the panel, the available slots (date and capacity) will be displayed

REGISTRATION &
APPOINTMENT

for Vaccination on Co-WIN Platform

Booking Appointment for Vaccination (4/4)

Appointment Confirmation

Please verify the details below and click Confirm to book your appointment.

Center	Date	Time	Preference
Hospital Name 4	Mar 06 2021	9:00 am-06:00 pm	Afternoon

#	Name	Reference ID
1	Rakesh Kumar	8347568298374

[Back](#)[CONFIRM](#)

- Once **“Book”** button is clicked, the **“Appointment Confirmation”** page is displayed
- Click on the **“Confirm”** button after verifying the details for final confirmation on booking

Appointment
Successful

- Once confirmed, the confirmation page with **“Appointment Successful”** message will be displayed

REGISTRATION & APPOINTMENT

for Vaccination on Co-WIN Platform

Rescheduling an Appointment (1/2)

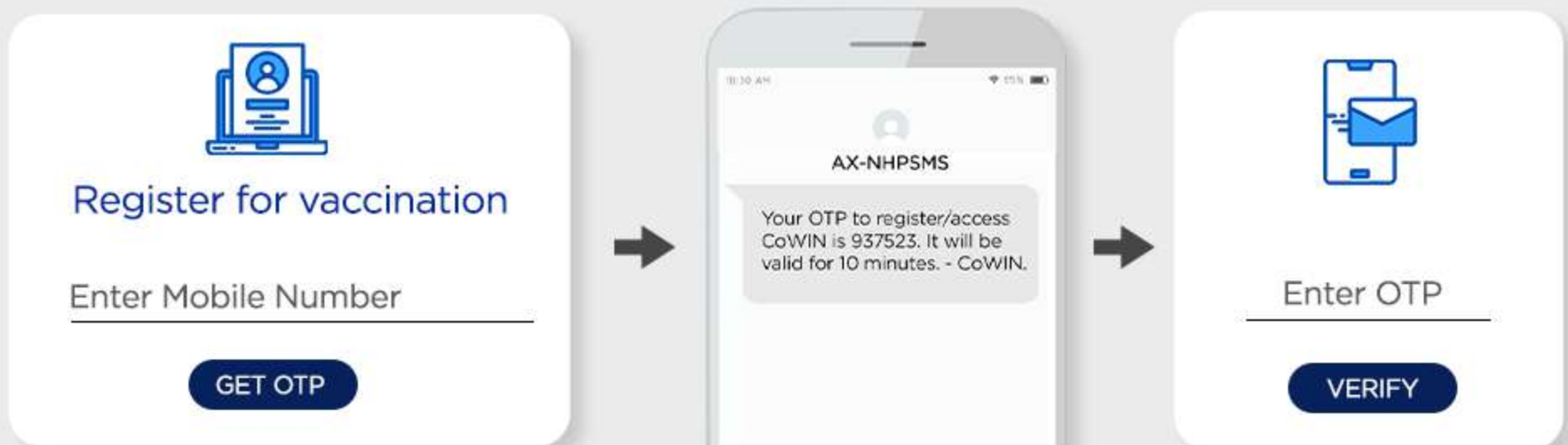
Account Details Reschedule Appointment Delete Individual

Individuals linked to mobile number 99XXXX8345

#	Name	Gender	Year Of Birth	Photo Id	Id Number	Status	Action
1	Rakesh Kumar	Male	1960	Pan Card	AXRXX80X	Scheduled	

[+ Add More](#)

- Appointment can be rescheduled at any later stage but before the vaccination appointment day



- Re-login to **“Citizen Registration”** module, enter the already registered mobile no & click on the **“Get OTP”** button. Enter the OTP and click on the **“Verify”** button

REGISTRATION & APPOINTMENT

for Vaccination on Co-WIN Platform

Rescheduling an Appointment (2/2)

Book Appointment for vaccination

Search Vaccination Center

Sate/UT

District

Block

Pincode

Back

SEARCH

- Go to the **“Account Details”** Page to reschedule an already booked appointment
- Select the revised date and Center in the **“Book Appointment for Vaccination”** page
- Once the new Date is selected, click on the **“Book”** to reschedule
- Click on the **“Confirm”** button to confirm the revised Schedule

Appointment
Successful

- Once confirmed, the confirmation page with **“Appointment Successful”** message will be displayed

At the Vaccination Centre

Documents You Need to Carry at The Time of Vaccination



Government photo ID used at the time of registration



Aadhaar Card/Voter I-Card/Passport/Driving Licence/ PAN Card/NPR Smart Card/Pension Documents with photo



Certificate of co-morbidities for individuals between 45-59 years with co-morbidities



Employment certificate/Official Identity Card (with photo) for Healthcare and Frontline Workers